



FIRE DOORSETS

from door-stop®

ACCREDITATIONS




CERTIFICATION OPTIONS

	FD30	Tested for cold smoke leakage	Certifire	Certisecure	SBD accredited
SINGLE CERTIFICATION	✓	✓	✓ CF 5906	-	-
DUAL CERTIFICATION	✓	✓	✓ CF 5863	✓ CS 5112	✓


Certificates can be downloaded from warringtonfire.com

DOOR SET STYLES




DOOR SET COLOURS


INTERNAL & EXTERNAL COMBINATIONS AVAILABLE




Red



Black




Chartwell




Duck Egg Blue




Cream



Black Brown




Poppy Red
(High Gloss)




Green



White



Blue



Grey

FURNITURE COLOURS



Gold




Chrome

LOCK & CYLINDER



UAP Kinetica 3★
BSi Kitemarked Euro Cylinder




GU Multipoint Lock

GLASS OPTIONS

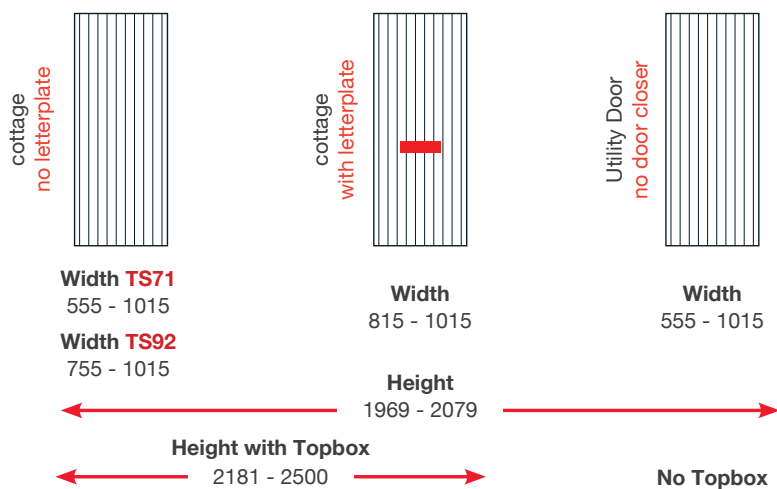
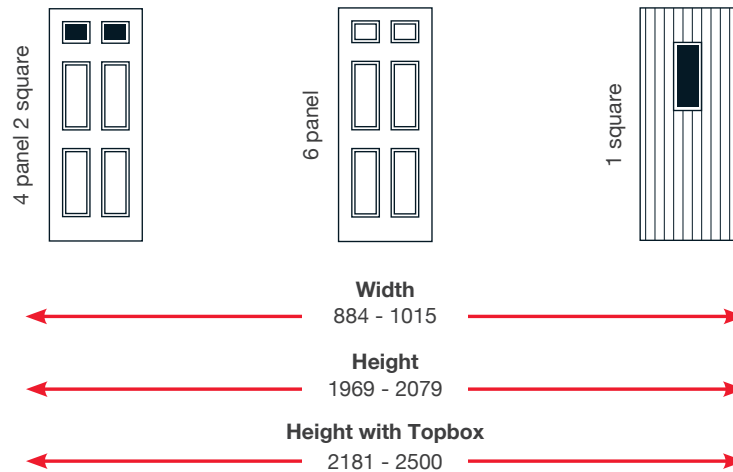
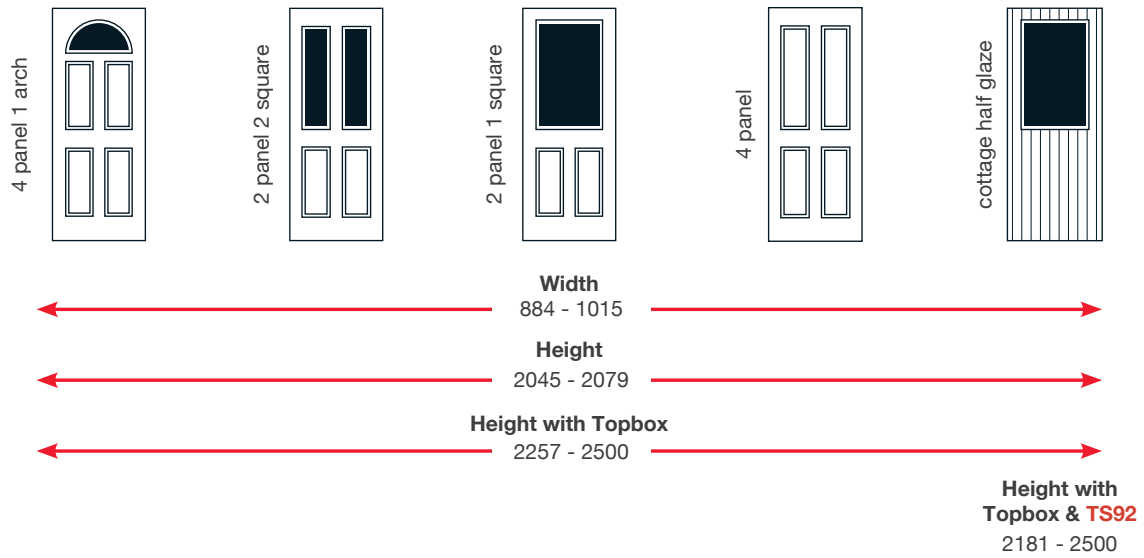


Clear



Stippolyte

DOOR SET DIMENSIONS



All measurements in mm

CLOSERS

The Door-Stop fire doorset is available with two options of surface mounted door closers. The TS72 closer can be fitted on the internal face of the door only, and the TS92 slide arm closer is suitable to be fitted to the internal or external face of the doorset. Both closers are available in gold and chrome finish and the fixing positions are pilot drilled for installation on site.



Also available in Gold

DORMA TS72

SURFACE MOUNTED

- ✓ Rack and pinion v-arm closer
- ✓ Surface mounted on internal face of doorset
- ✓ Variable closing force EN 2-4
- ✓ Tested and CE marked to EN 1154
- ✓ Third party certificated by Certifire under CF 268

DORMA TS92

SURFACE MOUNTED

- ✓ Cam action, slide arm closer
- ✓ Surface mounted on internal or external face of doorset
- ✓ Variable closing force EN 1-4
- ✓ Tested and CE marked to EN 1154
- ✓ Third party certificated by Certifire under CF 119



Also available in Chrome

DUAL CERTIFICATED

